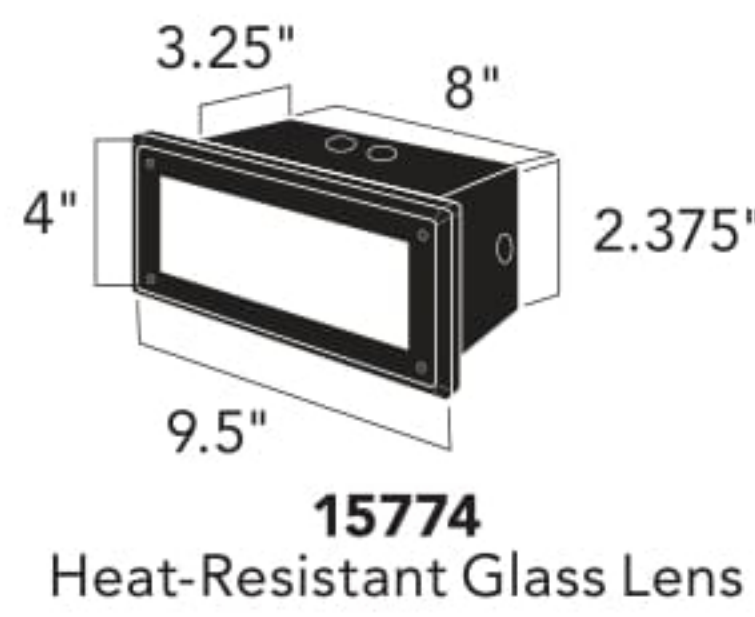
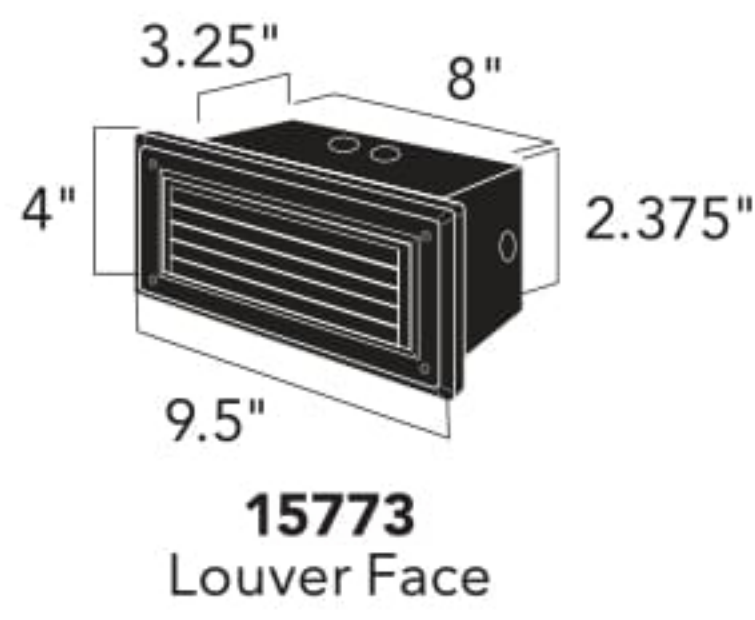
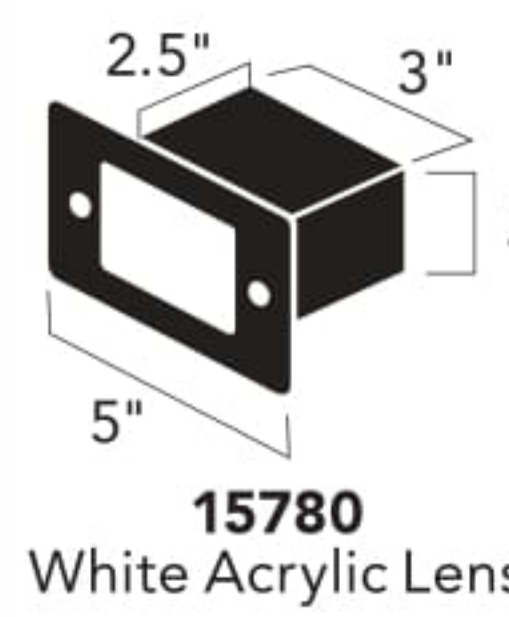
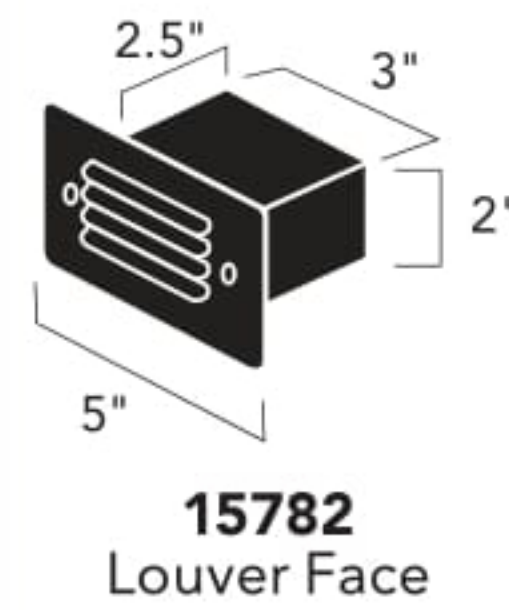


BRICK LIGHT



MINI STEP LIGHT



15773/15774 AZT

15780/15782 AZT, BBR, BKT, CO, WHT

	2700K – Warm White		3000K – Pure White		2700K – Warm White		3000K – Pure White	
	Ordering Guide & Finish	15773 AZT27R	15774 AZT27R	15773 AZT30R	15774 AZT30R	15780 AZT27R	15782 AZT27R	15780 AZT30R
Housing	Cast Aluminum				Aluminum, Brass or Copper with white reflector. Zinc plated steel housing.			
Light Source	2 Integrated High Output Cree® LEDs, tightly binned for color uniformity, and constant current driver				1 Integrated High Output Cree® LED, tightly binned for color uniformity, and constant current driver			
Color Temp. (CCT) & CRI	2700K (-50/+100) / 80s CRI		3000K (-45/+130) / 80s CRI		2700K (-50/+100) / 80s CRI		3000K (-45/+130) / 80s CRI	
Power Usage at 12V AC Input VA and Watts	1.72 W, 3.72 VA				.86W, 1.86 VA			
Operating Voltage Range	9V-15V AC/DC with no loss in output due to constant current technology				9V-15V AC/DC with no loss in output due to constant current technology			
Lumen Maint.	Tested to an L-70 of 40,000 hours				Tested to an L-70 of 40,000 hours			
Delivered Lumens & Efficacy	2700K = 86 Lm		3000K = 82 Lm		2700K = 43 Lm		3000K = 41 Lm	
	2700K = 102 Lm/W		3000K = 100 Lm/W		2700K = 51 Lm/W		3000K = 50 Lm/W	
Wiring	Wire connection must be made inside fixture				Wire connection must be made inside fixture			
Mounting Access.	Stainless steel mounting hardware and junction box (Included)				Mounting hardware and junction box (Included)			
Incandescent	15073 – on page 125, 15074 – on page 125				15072 - on page 125, 15070 - on page 125			
Notes	Designed to be integrated into brick wall during construction. LED version is also usable in vertical risers. Available with or without louvers. *Cree is a registered trademark of Cree, Inc.				Designed to be integrated into outdoor steps. Available with louvered faceplate or with acrylic lens as shown above. Copper and Brass will naturally patina over time. *Cree is a registered trademark of Cree, Inc.			
Fixture Photometric (fc)*	15773 Mounting Light	0'	.5'	1'	2'	3'	4'	5'
	12"	0.07	0.40	1.30	0.60	0.14	0.06	0.03
	24"	0.02	0.05	0.16	0.23	0.23	0.08	0.05
	36"	0.01	0.01	0.83	0.08	0.11	0.13	0.08
	15774 Mounting Light	0'	.5'	1'	2'	3'	4'	5'
	12"	3.00	1.30	0.10	0.44	0.10	0.03	0.03
	24"	0.06	0.20	0.30	0.20	0.10	0.08	0.04
	36"	0.04	0.09	0.10	0.18	0.12	0.09	0.06
	15782 Mounting Light	0'	.5'	1'	2'	3'	4'	5'
	6"	1.40	1.20	0.40	0.08	0.03	0.01	0.00
	12"	0.09	0.40	0.29	0.13	0.04	0.02	0.01
	6"	0.92	0.38	0.56	0.00	0.00	0.00	0.00
12"	0.15	0.14	0.14	0.03	0.19	0.00	0.00	

*Values stated for 3000K. -10% for 2700K.