








LENS/SHIELD ACCESSORIES	ITEM NUMBER	NOTES
<p>Incandescent Rock Guard</p> <p>5.90" D 1.686" H</p> 	<p>15690 BK for use with fixtures 15088BK or 15388 BK.</p>	<p>Rock Guard/Glare Shield accessory for 15088BK and 15388BK Well Lights. Polycarbonate housing. High-strength, UV and corrosion resistant polycarbonate housing. Black Polycarbonate finish.</p>
<p>Hexcell Louver</p> 	<p>15679 BK for use with fixtures 15092, 15384, 15484, 15494 15680 BK for use with fixture 15381 15683 BK for use with fixture 15397 15644 BK for use with fixture 15374 15634 BK for use with fixture 15398 FM127265</p>	<p>Expanded aluminum shield with high temperature black finish. Provides maximum glare reduction for accent lights. FM127265 for use with Path Lights utilizing the downward module. (See LED Path section for models.)</p>
<p>Solid Brass Rock Guard with Clear Glass</p> 	<p>15482 CBR for use with fixture 15781 CBR</p>	<p>Rock Guard/Glare Shield accessory for Centennial Brass In-Ground fixture. Optional clear lens provided.</p>

LED CONTROLLER ACCESSORIES	ITEM NUMBER	NOTES
<p>Remote</p> <p>Length = 3.93" Width = 1.33"</p>  	<p>16080BK Remote</p>	<p>Allows the user to independently control lighting zones based on pre-defined programs. This enables the homeowner to temporarily override schedules on individual zones by turning the lights on/off at any given time. Can also be used as a secondary programmer.</p>
<p>Range Extender</p> <p>Length = 1.83" Width = 1.83"</p>  	<p>16081WH Range Extender</p>	<p>Allows for wireless range extension (additional 300ft) between wireless devices (ex. power supply-to-power supply) Plugs into any standard 120V outlet (dry location).</p>
<p>Wire</p> <p>EZPull 250' Boxes</p> 	<p>16088BK – #14-2 Wire 16089BK – #16-2 Wire</p>	<p>Now 14 and 16 gauge direct burial wire can now be used with Kichler's Design Pro LED Controller. Available in 250' EZ Pull boxes for added convenience. To be used only with the Kichler Design Pro LED Controller. See Kichler DC voltage drop calculator to calculate wire runs.</p>

INSTALLATION ACCESSORIES	ITEM NUMBER	NOTES
<p>Kichler Landscape Flag Marker</p> 	<p>15507 ONG</p>	<p>A great tool to use for designing your landscape lighting system. Plot out your landscape lighting needs with these green marker flags.</p>
<p>Corrosion Preventative Compound</p> 	<p>15670 BK</p>	<p>Specially formulated non-conductive sealant and corrosion preventative for all types of electrical contacts. Its grease-like consistency helps prevent intrusion of dust, moisture and rust. Apply to socket shell and bulb base. Acts to increase bulb and socket life. 2 oz. tube.</p>