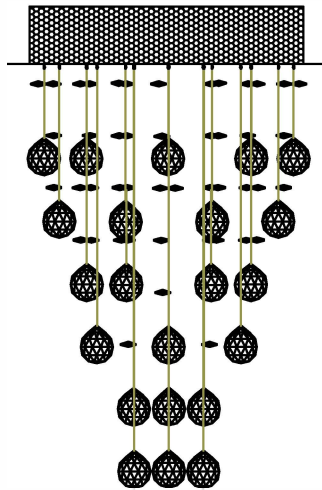


Trade Mark:
CRYSTAL WORLD INC

Product Name: Ceiling lamp
Model :6601C12C
120Vac, 60Hz,AC ONLY
Lamp size:Ø12"X18"H

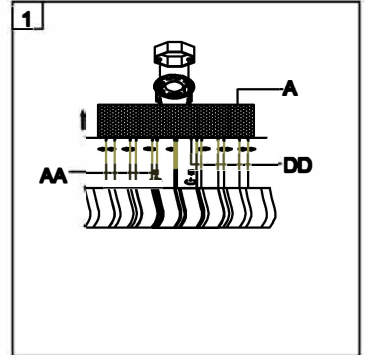


CEILING LAMP ASSEMBLY INSTRUCTIONS

1. Place fixture(A) onto mounting screws (DD).secure with cap nuts (AA).

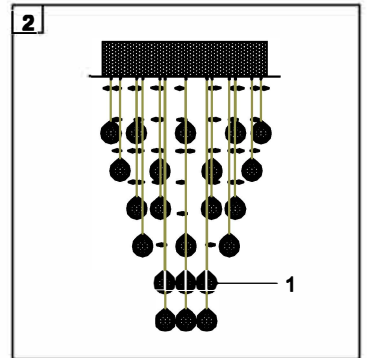
Hardware Used

AA Cap nut	■	X 2
DD Mounting screw	⚙	X 2



2. Please open the clear plastic bag carefully.and put the crystal(1) to the fixture .

1
 30mm*1PCS
 36PCS



3. Install light bulbs (not included).
Use bulb
120V GU10  3*35W Max.

