



**NOVA 10 / 13 / 16**

FLUSH MOUNT CEILING

location:  
**DAMP**

**SPECIFICATIONS:**

**DESCRIPTION**

Flush-mounted round ceiling luminaires, featuring handcrafted glass. Three sizes available.

**LAMPING**

**Standard:** 60W A19 120V incandescent, suitable for dimming, not included.

**CFL:** Standard 4-Pin CFL with non-dimming electronic ballast. 120V, lamp not included.

**GU24 CFL:** Self-ballasted GU24 lampholders. 13W max, 120V, lamp not included.

**LED:** 10W GU24 LED Lamp 120V, dimmable, included.

**DIFFUSER**

Handcrafted glass diffuser is available in White, Marble or Carrera decors.

**Nova 10 #9772XX** 10.25" Dia. x 3.875" H

**Nova 13 #9771XX:** 12.5" Dia. x 4.25" H


**Nova 16 #9770XX:** 15.75" Dia. x 5.25" H

**MOUNTING**

Installs directly to a 4" octagonal outlet box, centered on fixture. 90°C supply wire required for incandescent lamping. May be wall mounted for interior use only.

**LABELS**

UL or ETL Listed. Suitable for Damp Locations (interior use only).



NOVA CEILING SHOWN IN CARRERA



Twist and lock bayonet glass

WHITE

MARBLE



**For ordering information, see next page**

All dimensions provided are nominal. Allowance must be made for dimensional tolerance in handcrafted glasses.

**REV 10/14**

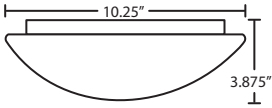


NOVA 10 / 13 / 16

FLUSH MOUNT CEILING

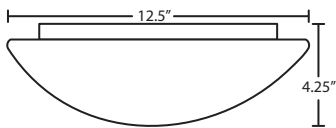
ORDERING:

Nova 10: #9772



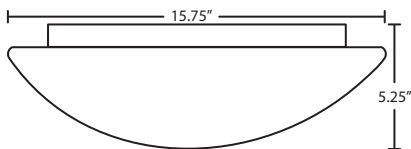
DECOR	LAMP OPTIONS	OPTIONS
<b>977207C</b> 10.25" Dia. White	<b>(blank)</b> 1x 60W A19 Incan	<b>LW</b> Low Wattage labeling
<b>977219C</b> 10.25" Dia. Carrera	<b>D1</b> 1x 13W Quad 120V	
<b>977252C</b> 10.25" Dia. Marble	<b>GU24</b> 1x 13W GU24 120V	
	<b>LED</b> 1x 10W LED 120V, dimmable	

Nova 13: #9771



DECOR	LAMP OPTIONS	OPTIONS
<b>977107C</b> 12.5" Dia. White	<b>(blank)</b> 2x 60W A19 Incan	<b>LW</b> Low Wattage labeling
<b>977119C</b> 12.5" Dia. Carrera	<b>D2</b> 2x 13W Quad 120V	
<b>977152C</b> 12.5" Dia. Marble	<b>GU24</b> 2x 13W GU24 120V	
	<b>LED</b> 2x 10W LED 120V, dimmable	

Nova 16: #9770



DECOR	LAMP OPTIONS	OPTIONS
<b>977007C</b> 15.75" Dia. White	<b>(blank)</b> 3x 60W A19 Incan	<b>LW</b> Low Wattage labeling
<b>977019C</b> 15.75" Dia. Carrera	<b>H2</b> 2x 26W Quad 120V	
<b>977052C</b> 15.75" Dia. Marble	<b>GU24</b> 3x 13W GU24 120V	
	<b>LED</b> 3x 10W LED 120V, dimmable	

Ex. **977019C**  
Nova 16 Ceiling w/ Carrera Glass

LED 120V PENDANTS:

- Internal driver integrated in the lamp, GU24 base
- Total power of only 10 watts
- Dimmable with a standard dimmer
- Rated life: 30,000 hours
- Frosted acrylic diffuser
- 800 lumens
- CCT: 2800° Kelvin
- CRI: 80+

Project Information: